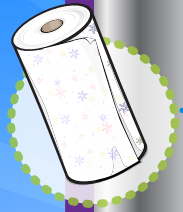




From Toilet to Wastewater Treatment:

A breakdown of flushed products identified in three field studies of pump station inlet screens, carried out by INDA and Wastewater Agencies*



47%

Non-flushable Paper
(Paper hand towels, tissues/napkins, etc.)

18%

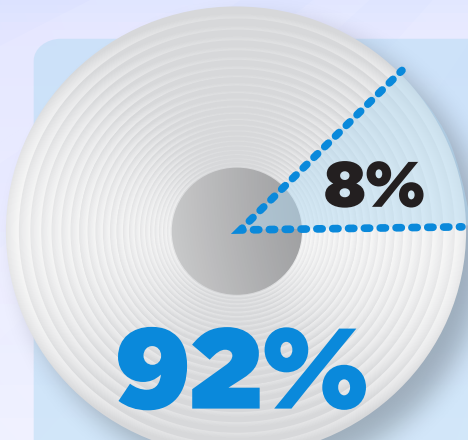
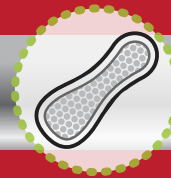
Non-flushable Baby wipes

13%

Non-flushable Feminine hygiene
(tampons, pads, wrappers, etc.)

14%

Non-flushable Household wipes
(Surface, cosmetic, & medicated wipes, etc.)




Flushable Wipes

8%

92%

Non-Flushable Materials



8%

Flushable wipes
(wipes labeled as flushable)



Read the label before flushing - it is important to follow package instructions!

*Combined average of INDA/Maine Waste Water Control Association/Water Environment Federation/Portland Water District Collection Study at Westbrook Pumping Station, Maine: Average from three collection times: Sept. 20 & 21, 2011; Jan. 10, 2012, and "Identification of Materials Entering the Moraga Pumping Station" by Ryan Casey, November 2010, Moraga CA.